

Female professionals in European film and TV production

Gilles Fontaine
December 2024

A publication of the European Audiovisual Observatory



THE SCOPE

Roles

Directors
Writers
Producers
DOPs
Composers
Editors

Data

16 630 European films
produced and
released between 2015
and 2023

113 000 professionals

Countries

Member States of the
Council of Europe

2023 SNAPSHOT

A 2023 SNAPSHOT

**ALL ROLES
COMBINED:**

24%

DIRECTORS

26%

SCREENWRITERS

30%

PRODUCERS

31%

CINEMATOGRAPHERS

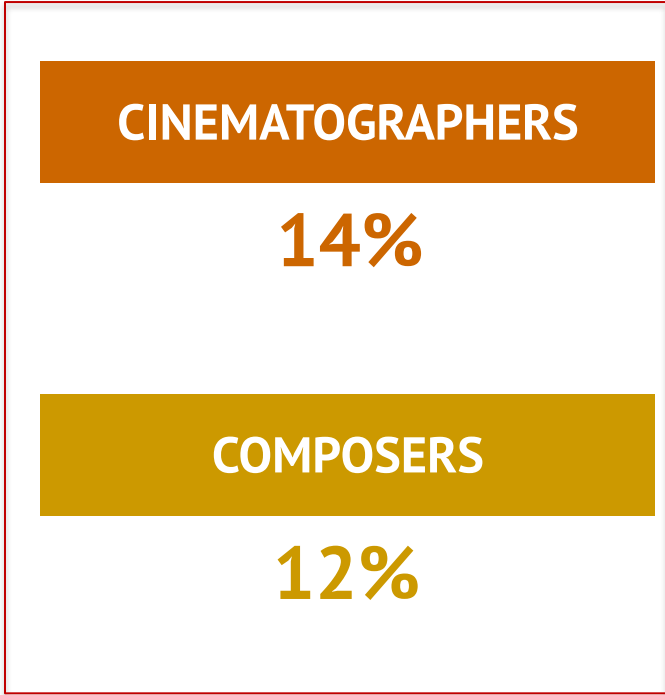
14%

COMPOSERS

12%

EDITORS

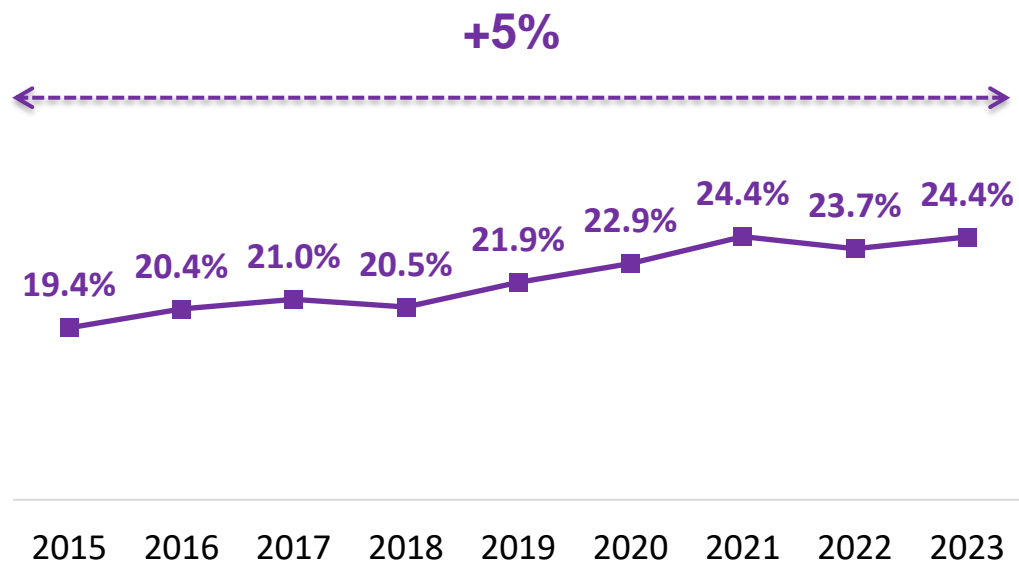
31%



2015-2023

SLOW INCREASE, AND SLOWING

Directors
Writers
Producers
DOPs
Composers
Editors

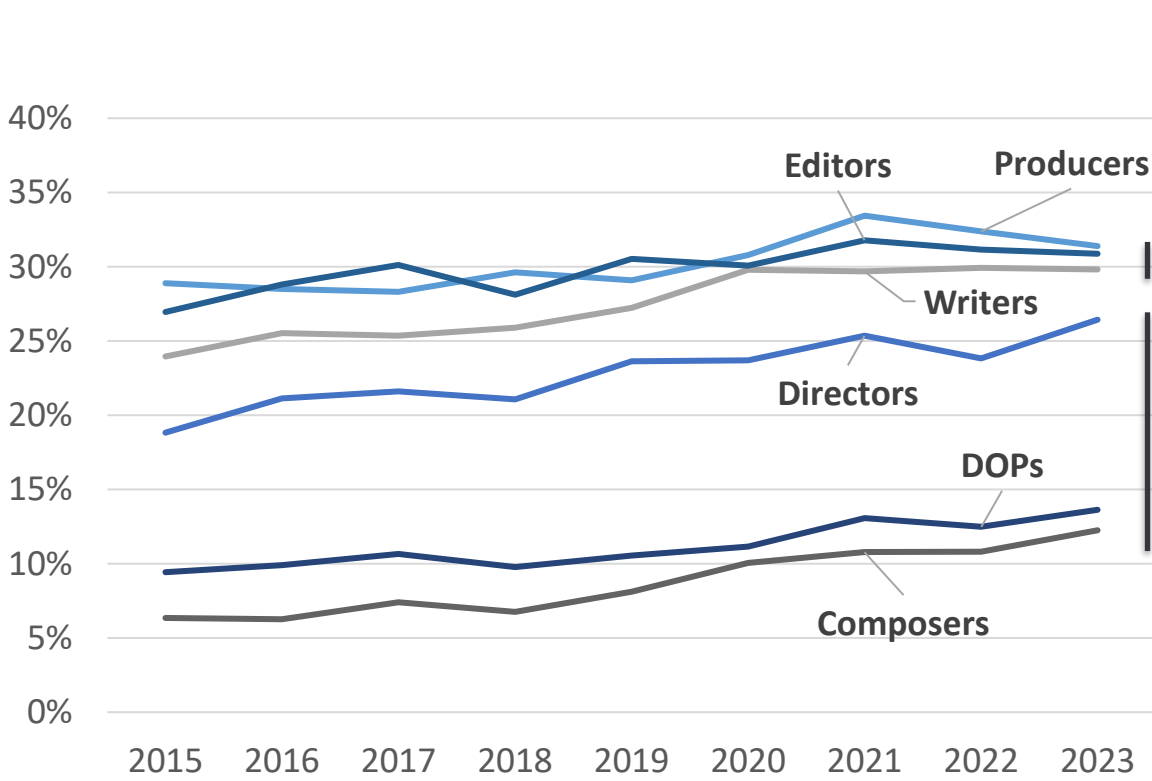


Share of assignments

FEMALE SHARE OF ACTIVE PROFESSIONALS AND ASSIGNMENTS – ALL ROLES – EAO/LUMIERE

SLOWER IMPROVEMENT FOR ROLES WITH BETTER PARITY

Share of assignments



Better starting point but stagnation?



Started lower and keep on improving



SOME INSIGHTS

HIGHER PROPORTION OF WOMEN DIRECTORS FOR DEBUT FILMS

DIRECTORS

26%

All European films

DIRECTORS

35%

Debut films

Share of
assignments

2023

GENDER OF DIRECTORS AND WRITERS ARE LINKED

DIRECTORS

26%

SCREENWRITERS

30%

For 69% of European films, the director is also a writer

Share of women when several writers: 42%

Share of assignments

2023

MORE WOMEN WRITERS WHEN SEVERAL WRITERS

SCREENWRITERS

30%



Share of women when
several writers: 42%

Share of
assignments

2023

LOWER BUDGETS FOR WOMEN DIRECTORS

DIRECTORS

26%

All European films

DIRECTORS

22%

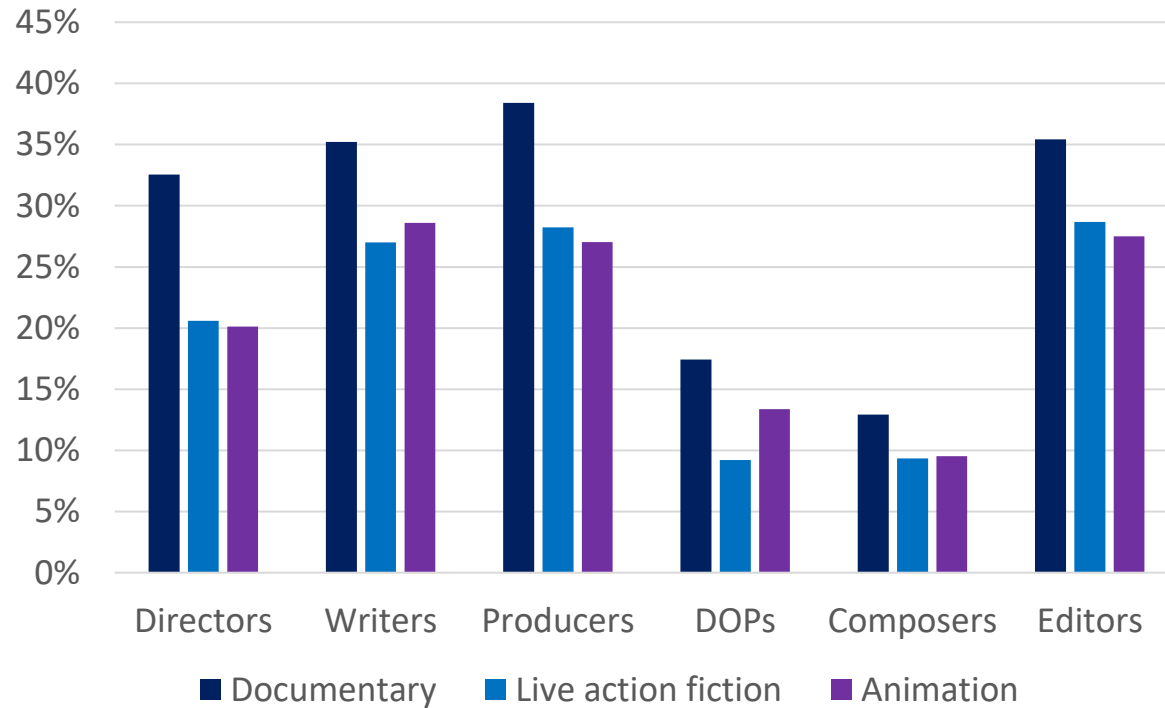
Top 100 European films
by admissions

Share of
assignments


2023

A HIGHER SHARE FOR WOMEN IN DOCUMENTARIES

Share of assignments

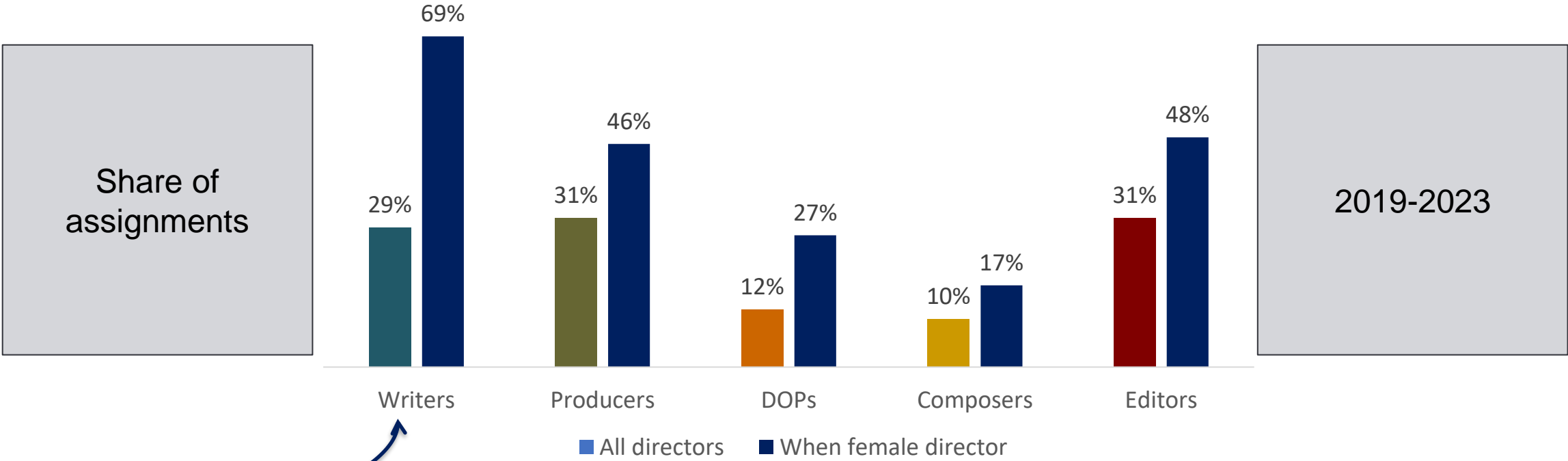


2019-2023



Meaning in lower budget films

MORE WOMEN IN OTHER ROLES WHEN THE DIRECTOR IS A WOMAN



The director is often also the screenwriter

WHICH COUNTRIES ARE DOING BEST?

TOP 5 COUNTRIES BY WOMEN SHARE OF ASSIGNMENTS

15 different countries in this table



DIRECTORS

38%



ICELAND

WRITERS

40%



NETHERLANDS

PRODUCERS

40%



DENMARK

DOPS

27%



SWEDEN

COMPOSERS

19%



SPAIN

EDITORS

45%



FRANCE

1

2

3

4

5

GERMANY

AUSTRIA

LITHUANIA

ICELAND

ICELAND

AUSTRIA

DENMARK

GERMANY

SWEDEN

DENMARK

SWEDEN

SWITZERLAND

SWEDEN

FINLAND

LATVIA

AUSTRIA

FINLAND

GERMANY

FINLAND

CROATIA

NORWAY

GERMANY

AUSTRIA

ROMANIA

TOP 5 COUNTRIES BY WOMEN SHARE OF ASSIGNMENTS

Nordic countries

DIRECTORS

38%



ICELAND

WRITERS

40%



NETHERLANDS

PRODUCERS

40%



DENMARK

DOPS

27%



SWEDEN

COMPOSERS

19%



SPAIN

EDITORS

45%



FRANCE

1

2

3

4

5

GERMANY

AUSTRIA

LITHUANIA

ICELAND

ICELAND

AUSTRIA

DENMARK

GERMANY

SWEDEN

DENMARK

SWEDEN

SWITZERLAND

SWEDEN

FINLAND

LATVIA

AUSTRIA

FINLAND

GERMANY

FINLAND

CROATIA

NORWAY

GERMANY

AUSTRIA

ROMANIA

TOP 5 COUNTRIES BY WOMEN SHARE OF ASSIGNMENTS

+ *Germany and Austria*

DIRECTORS

38%



ICELAND

WRITERS

40%



NETHERLANDS

PRODUCERS

40%



DENMARK

DOPS

27%



SWEDEN

COMPOSERS

19%



SPAIN

EDITORS

45%



FRANCE

1

2

3

4

5

GERMANY

AUSTRIA

LITHUANIA

ICELAND

ICELAND

AUSTRIA

DENMARK

GERMANY

SWEDEN

DENMARK

SWEDEN

SWITZERLAND

SWEDEN

FINLAND

LATVIA

AUSTRIA

FINLAND

GERMANY

FINLAND

CROATIA

NORWAY

GERMANY

AUSTRIA

ROMANIA

WHICH COUNTRIES HAVE MADE MORE PROGRESSES ?

TOP 5 COUNTRIES BY INCREASE OF WOMAN SHARE 2019-2023 VS. 2018-2015

16 different countries in this table



DIRECTORS

WRITERS

PRODUCERS

DOPS

COMPOSERS

EDITORS

1

ICELAND

ICELAND

SLOVENIA

CROATIA

SPAIN

CROATIA

2

IRELAND

IRELAND

ICELAND

SWEDEN

SLOVENIA

ROMANIA

3

DENMARK

BULGARIA

LITHUANIA

SPAIN

IRELAND

NORWAY

4

GERMANY

CROATIA

HUNGARY

DENMARK

NORWAY

SPAIN

5

FINLAND

SLOVAKIA

DENMARK

ESTONIA

ESTONIA

HUNGARY

TOP 5 COUNTRIES BY INCREASE OF WOMAN SHARE 2019-2023 VS. 2018-2015

Nordic countries

DIRECTORS

WRITERS

PRODUCERS

DOPS

COMPOSERS

EDITORS

1

ICELAND

ICELAND

SLOVENIA

CROATIA

SPAIN

CROATIA

2

IRELAND

IRELAND

ICELAND

SWEDEN

SLOVENIA

ROMANIA

3

DENMARK

BULGARIA

LITHUANIA

SPAIN

IRELAND

NORWAY

4

GERMANY

CROATIA

HUNGARY

DENMARK

NORWAY

SPAIN

5

FINLAND

SLOVAKIA

DENMARK

ESTONIA

ESTONIA

HUNGARY

TOP 5 COUNTRIES BY INCREASE OF WOMAN SHARE 2019-2023 VS. 2018-2015

+ Ireland, Spain, Croatia, Slovenia, Estonia, Hungary

DIRECTORS

WRITERS

PRODUCERS

DOPS

COMPOSERS

EDITORS

1

ICELAND

ICELAND

SLOVENIA

CROATIA

SPAIN

CROATIA

2

IRELAND

IRELAND

ICELAND

SWEDEN

SLOVENIA

ROMANIA

3

DENMARK

BULGARIA

LITHUANIA

SPAIN

IRELAND

NORWAY

4

GERMANY

CROATIA

HUNGARY

DENMARK

NORWAY

SPAIN

5

FINLAND

SLOVAKIA

DENMARK

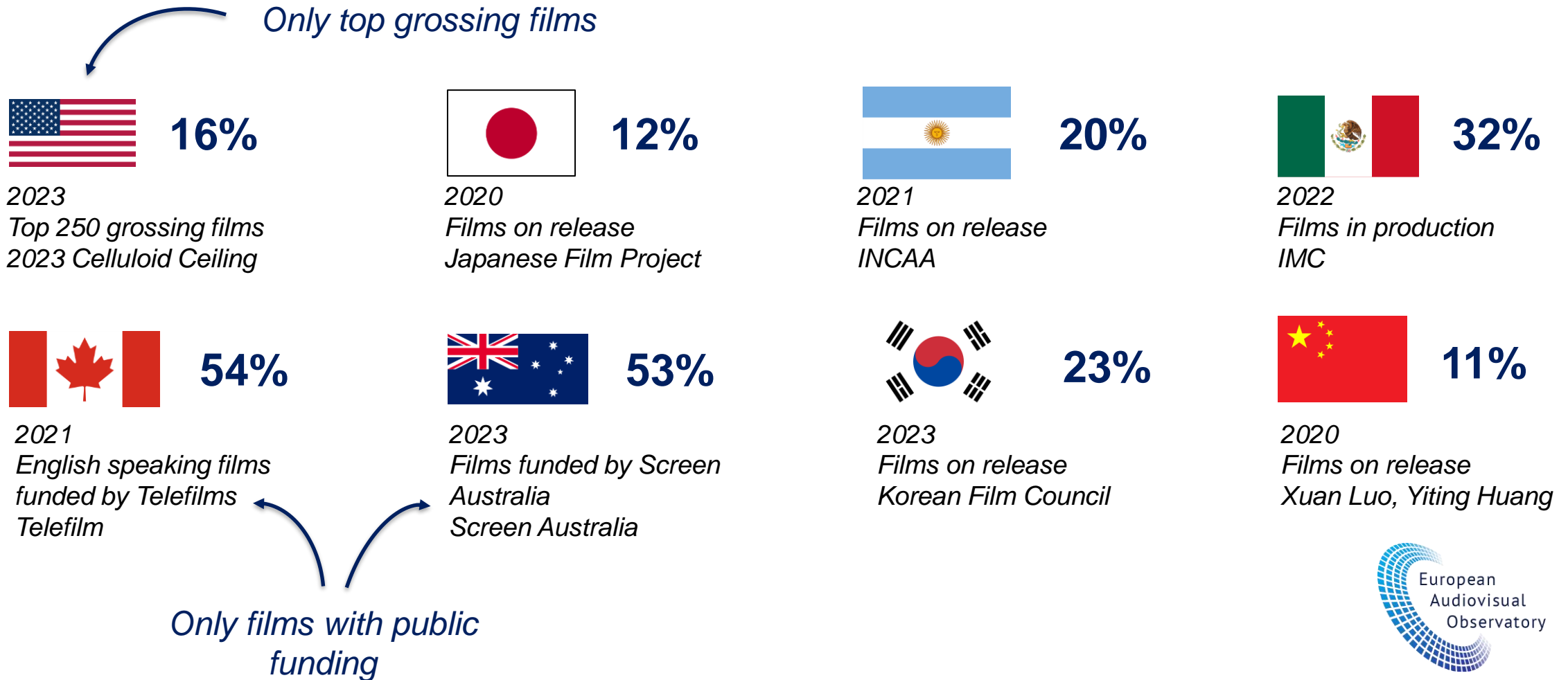
ESTONIA

ESTONIA

HUNGARY

AND BEYOND EUROPE?

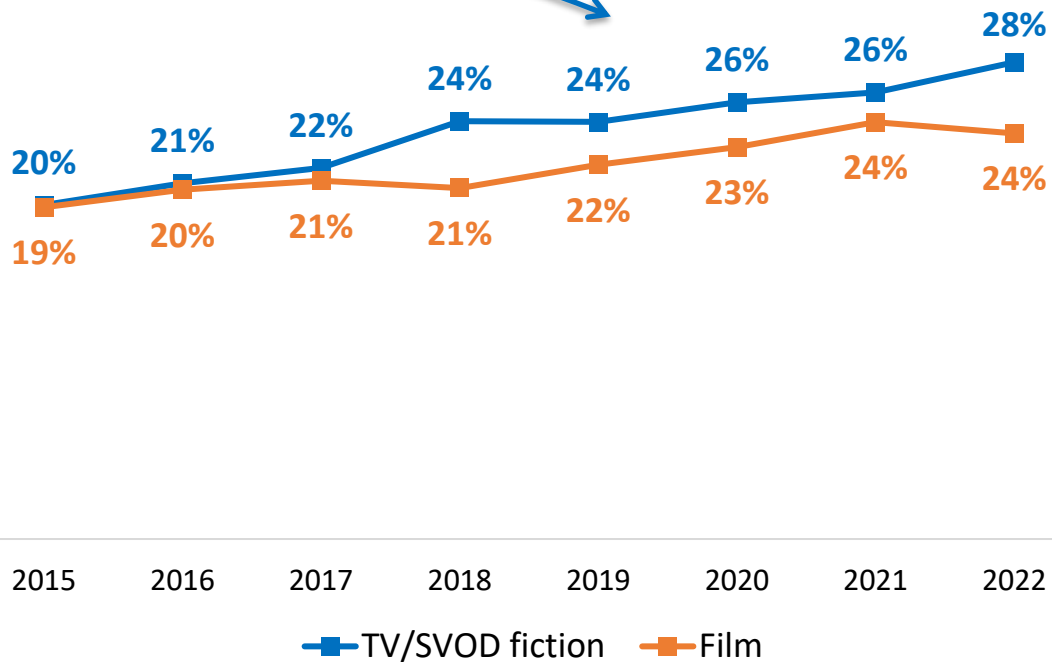
COMPARING THE SHARE OF WOMEN DIRECTORS IS CHALLENGING



A COMPARISON WITH TV/SVOD FICTION

A SLIGHTY BETTER SITUATION IN TV/VOD FICTION

Some door opening due to the boom in production?

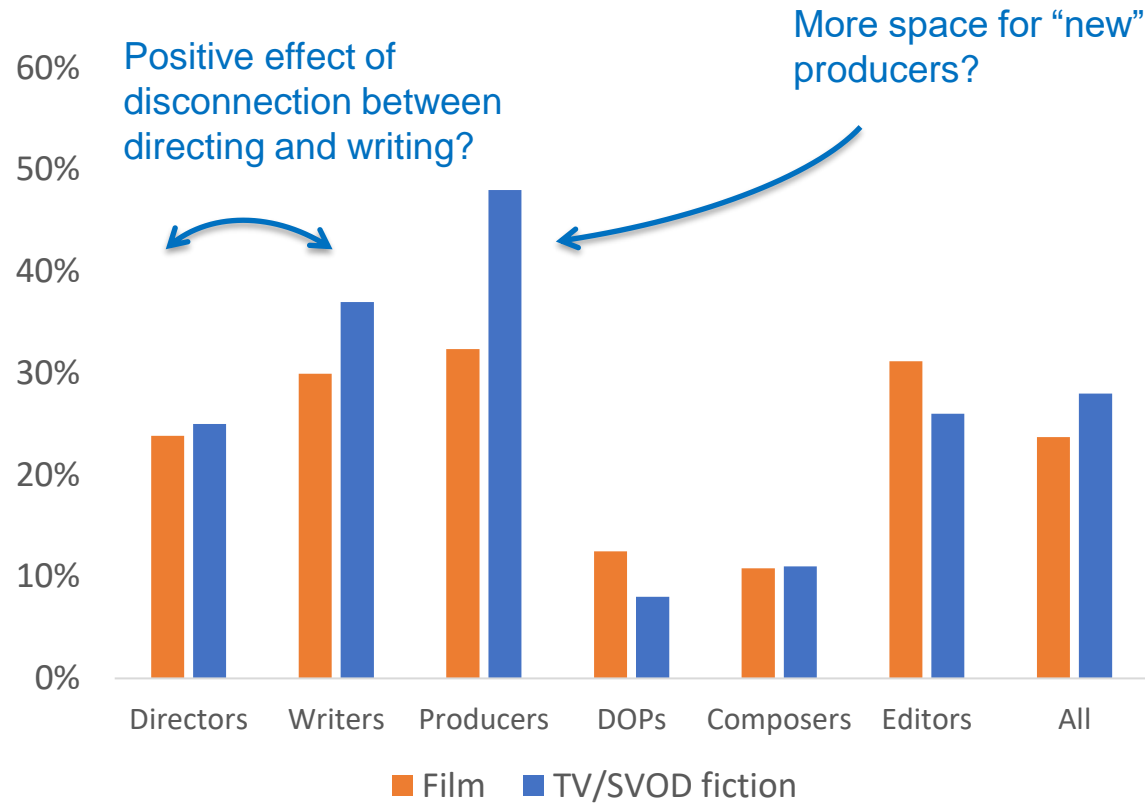


Share of assignments

Directors
Writers
Producers
DOPs
Composers
Editors

IN PARTICULAR FOR WRITERS AND PRODUCERS

Share of assignments



OUR REPORTS

